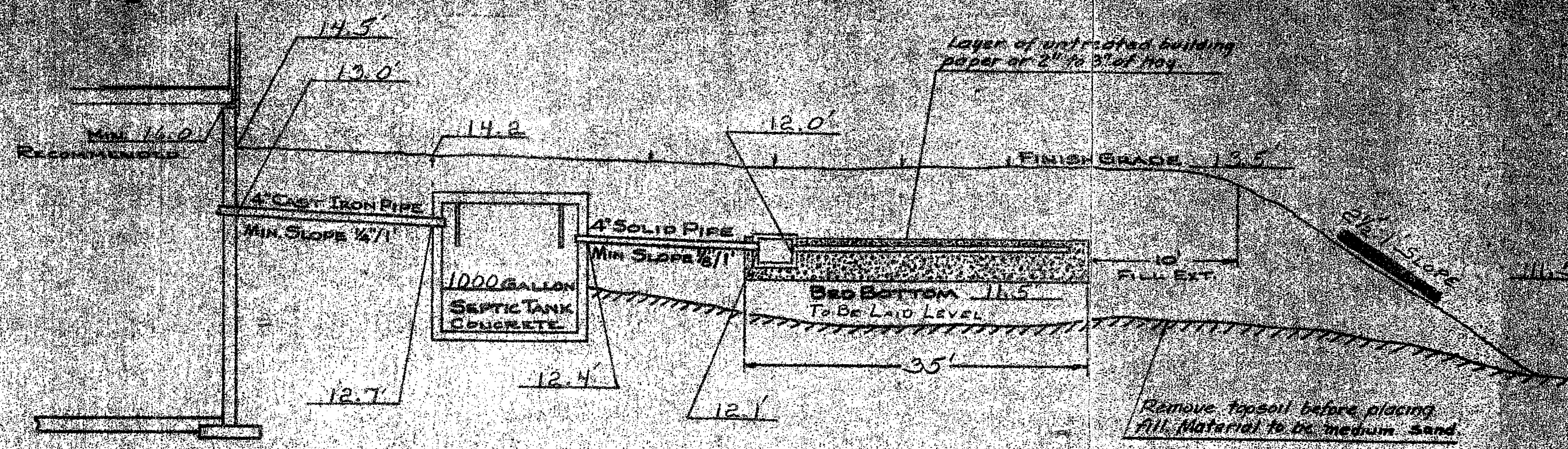


75
75
75
10
35

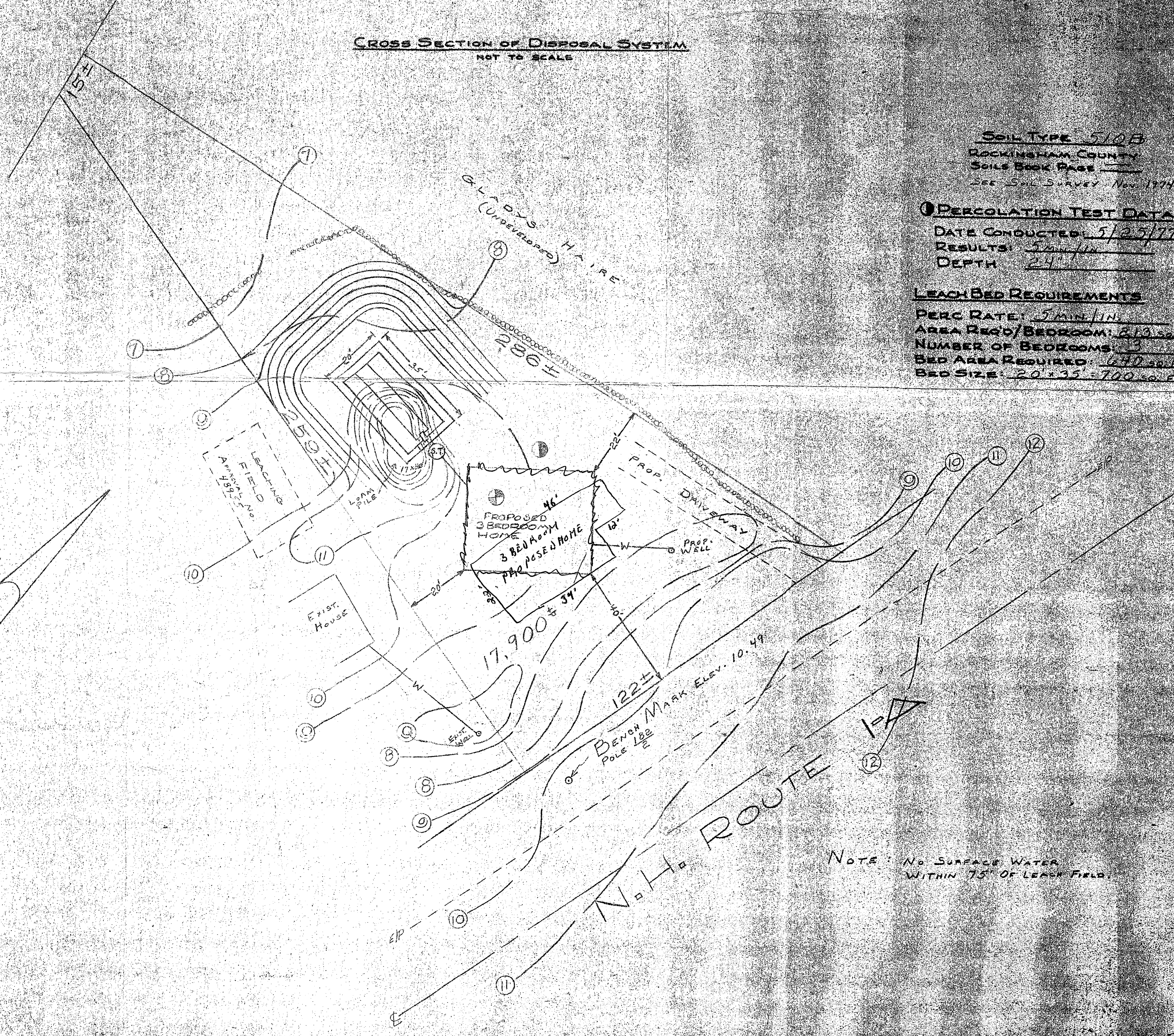



CROSS SECTION OF DISPOSAL SYSTEM
NOT TO SCALE

SOIL TYPE 510B
ROCKINGHAM COUNTY
SOILS BOOK PAGE
SEE SOIL SURVEY Nov. 1974

PERCOLATION TEST DATA
DATE CONDUCTED: 5/25/77
RESULTS: 5 min/1 in
DEPTH: 24 in

LEACH BED REQUIREMENTS
PERC RATE: 7 min/in
AREA REQ'D/BEDROOM: 213 sq. ft.
NUMBER OF BEDROOMS: 3
BED AREA REQUIRED: 640 sq. ft.
BED SIZE: 20 x 35 = 700 sq. ft.



NOTE: No surface water within 75' of leach field.

ATLANTIC OCEAN

RECEIVED

SKETCH OF LAND SHOWING PROPOSED SEPTIC SYSTEM

RYE NEW HAMPSHIRE

BEVERLY S DURHAM

SCALE 1 INCH = 20 FEET

JOHN W DURGIN
CIVIL ENGINEER
PROFESSIONAL ASSOCIATION