

# Ridgefield, Connecticut

## General

ACS, 2020–2024	Ridgefield	State
Current Population	25,109	3,624,508
Land Area <i>mi</i> <sup>2</sup>	34	4,842
Population Density <i>people per mi</i> <sup>2</sup>	728	748
Number of Households	9,194	1,434,007
Median Age	45	41
Median Household Income	\$179,219	\$95,781
Poverty Rate	4%	10%

## Economy

### Top Industries

Lightcast, 2024 (2 and 3 digit NAICS)	Jobs	Share of Industry
1 Professional, Scientific, and Tech Svc <i>Professional, Scientific, and Tech Svc</i>	2,013	100%
2 Health Care and Social Assistance <i>Nursing and Residential Care Facilities</i>	1,948	41%
3 Retail Trade <i>Food and Beverage Stores</i>	1,231	18%
4 Accommodation and Food Services <i>Food Services and Drinking Places</i>	1,110	99%
5 Government <i>Local Government</i>	586	87%
Total Jobs, All Industries	9,941	

### SOTS Business Registrations

Secretary of the State, March 2026

#### New Business Registrations by Year

Year	2021	2022	2023	2024	2025
Total	307	337	365	337	362

Total Active Businesses 3,145

### Key Employers

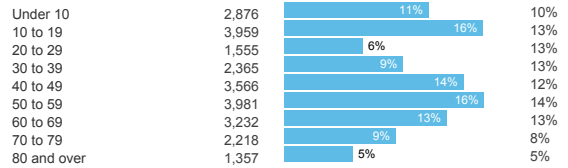
Data from Municipalities, 2026

- Boehringer-Ingelheim
- West World Media
- Genesis Technology Solutions
- Ullman Devices Corp
- Silver Spring Country Club

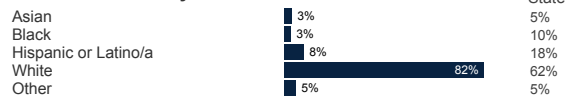
## Demographics

ACS, 2020–2024

### Age Distribution



### Race and Ethnicity

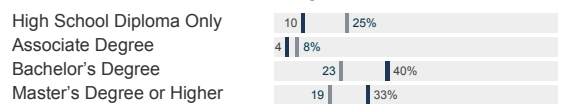


*Hispanic includes those of any race. Remaining racial groups include only non-hispanic. 'Other' includes American Indian, Alaska Native, Native Hawaiian, Pacific Islander, two or more races.*

### Language Spoken at Home



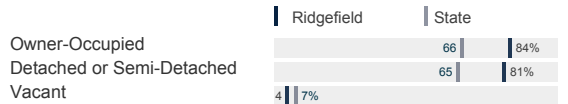
### Educational Attainment



## Housing

ACS, 2020–2024

	Ridgefield	State
Median Home Value	\$836,200	\$366,900
Median Rent	\$2,026	\$1,488
Housing Units	9,587	1,541,822



## Schools

CT Department of Education, 2025-26

### School Districts

	Available Grades	Total Enrollment	Pre-K Enrollment	4-Year Grad Rate (2023-24)
Ridgefield School District	PK-12	4,389	80	96%
Statewide	-	497,764	20,604	89%

### Smarter Balanced Assessments

Met or Exceeded Expectations, 2024-25

	Math	ELA
Ridgefield School District	78%	79%
Statewide	46%	50%

# Ridgefield, Connecticut

## Labor Force

CT Department of Labor, 2025

	Ridgefield	State
Employed	12,123	1,869,450
Unemployed	387	76,777

Unemployment Rate



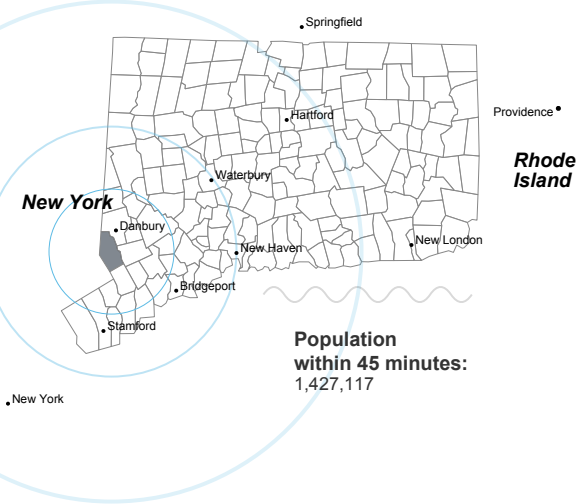
Self-Employment Rate\*



\*ACS, 2020–2024

## Catchment Areas of 15mi, 30mi, and 60mi

Massachusetts



Population within 45 minutes: 1,427,117

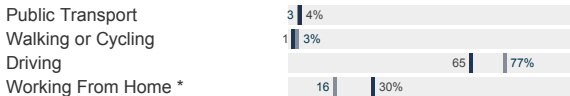
## Access

ACS, 2020–2024

	Ridgefield	State
Mean Commute Time *	33 min	26 min



## Commute Mode



## Public Transit

CT <i>transit</i> Service	-
Other Public Bus Operations	Housatonic Area Regional Transit (HART)
Train Service	Metro-North

\* 5 year estimates include Covid-19 pandemic data

## Fiscal Indicators

CT Office of Policy and Management, State FY 2022-23

### Municipal Revenue

Total Revenue	\$176,257,845
Property Tax Revenue	\$144,834,878
per capita	\$5,809
per capita, as % of state avg.	173%
Intergovernmental Revenue	\$18,456,547
Revenue to Expenditure Ratio	102%

### Municipal Expenditure

Total Expenditure	\$172,015,172
Educational	\$122,067,544
Other	\$49,947,628

### Grand List

Equalized Net Grand List	\$8,760,994,834
per capita	\$351,410
per capita, as % of state avg.	176%
Commercial/Industrial Share of Net Grand List	10%
Actual Mill Rate	28.43
Equalized Mill Rate	16.44

### Municipal Debt

Moody's Rating (2025)	Aaa
S&P Rating (2025)	AAA
Total Indebtedness	\$78,380,950
per capita	\$3,144
per capita, as % of state avg.	107%
as percent of expenditures	46%
Annual Debt Service	\$9,474,923
as % of expenditures	6%

## About Town Profiles

The Connecticut Town Profiles are two-page reports of demographic and economic information for each of Connecticut's 169 municipalities. Reports for data are available from [profiles.ctdata.org](http://profiles.ctdata.org)

Feedback is welcome, and should be directed to [info@ctdata.org](mailto:info@ctdata.org)

These Profiles can be used free of charge by external organizations, as long as *AdvanceCT* and *CTData Collaborative* are cited. No representation or warranties, expressed or implied, are given regarding the accuracy of this information.

This PDF was last updated on 17 March 2026.