

Newington, Connecticut

General

ACS, 2020–2024	Newington	State
Current Population	30,896	3,624,508
Land Area <i>mi</i> ²	13	4,842
Population Density <i>people per mi</i> ²	2,351	748
Number of Households	13,073	1,434,007
Median Age	45	41
Median Household Income	\$102,884	\$95,781
Poverty Rate	6%	10%

Economy

Top Industries

Lightcast, 2024 (2 and 3 digit NAICS)	Jobs	Share of Industry
1 Health Care and Social Assistance <i>Nursing and Residential Care Facilities</i>	3,032	42%
2 Government <i>State Government</i>	2,829	47%
3 Retail Trade <i>General Merchandise Retailers</i>	2,515	34%
4 Manufacturing <i>Fabricated Metal Product Mfg</i>	2,234	31%
5 Accommodation and Food Services <i>Food Services and Drinking Places</i>	1,509	95%
Total Jobs, All Industries	18,814	

SOTS Business Registrations

Secretary of the State, March 2026

New Business Registrations by Year

Year	2021	2022	2023	2024	2025
Total	285	329	338	355	339

Total Active Businesses 2,627

Key Employers

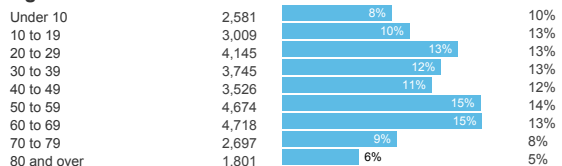
Data from Municipalities, 2026

- Hartford Healthcare
- Data Mail Inc
- PCX Aerostructures
- Beacon Industries
- Raytheon Technologies

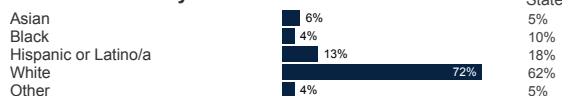
Demographics

ACS, 2020–2024

Age Distribution



Race and Ethnicity




Hispanic includes those of any race. Remaining racial groups include only non-hispanic. 'Other' includes American Indian, Alaska Native, Native Hawaiian, Pacific Islander, two or more races.

Language Spoken at Home



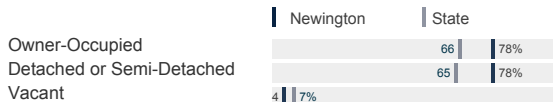
Educational Attainment



Housing

ACS, 2020–2024

	Newington	State
Median Home Value	\$310,400	\$366,900
Median Rent	\$1,524	\$1,488
Housing Units	13,577	1,541,822



Schools

CT Department of Education, 2025-26

School Districts

	Available Grades	Total Enrollment	Pre-K Enrollment	4-Year Grad Rate (2023-24)
Newington School District	PK-12	3,827	167	95%
Statewide	-	497,764	20,604	89%

Smarter Balanced Assessments

Met or Exceeded Expectations, 2024-25

	Math	ELA
Newington School District	47%	55%
Statewide	46%	50%

Newington, Connecticut

Labor Force

CT Department of Labor, 2025

	Newington	State
Employed	16,930	1,869,450
Unemployed	572	76,777

Unemployment Rate

Self-Employment Rate*

*ACS, 2020–2024



Catchment Areas of 15mi, 30mi, and 60mi



Access

ACS, 2020–2024

	Newington	State
Mean Commute Time *	21 min	26 min
No Access to a Car	7%	9%
No Internet Access	4%	6%

Commute Mode

Public Transport	2%	3%
Walking or Cycling	0%	3%
Driving	77%	81%
Working From Home *	14%	16%

Public Transit

CT <i>transit</i> Service	Hartford metro, Express, CTfastrak
Other Public Bus Operations	-
Train Service	-

* 5 year estimates include Covid-19 pandemic data

Fiscal Indicators

CT Office of Policy and Management, State FY 2022-23

Municipal Revenue

Total Revenue	\$148,565,000
Property Tax Revenue	\$111,920,000
<i>per capita</i>	\$3,584
<i>per capita, as % of state avg.</i>	107%
Intergovernmental Revenue	\$32,163,000
Revenue to Expenditure Ratio	108%

Municipal Expenditure

Total Expenditure	\$137,192,000
Educational	\$92,634,000
Other	\$44,558,000

Grand List

Equalized Net Grand List	\$5,270,222,837
<i>per capita</i>	\$168,771
<i>per capita, as % of state avg.</i>	84%
Commercial/Industrial Share of Net Grand List	19%
Actual Mill Rate	32.46
Equalized Mill Rate	20.35

Municipal Debt

Moody's Rating (2025)	-
S&P Rating (2025)	AA+
Total Indebtedness	\$32,425,000
<i>per capita</i>	\$1,038
<i>per capita, as % of state avg.</i>	35%
<i>as percent of expenditures</i>	24%
Annual Debt Service	\$2,999,000
<i>as % of expenditures</i>	2%

About Town Profiles

The Connecticut Town Profiles are two-page reports of demographic and economic information for each of Connecticut's 169 municipalities. Reports for data are available from profiles.ctdata.org

Feedback is welcome, and should be directed to info@ctdata.org

These Profiles can be used free of charge by external organizations, as long as *AdvanceCT* and *CTData Collaborative* are cited. No representation or warranties, expressed or implied, are given regarding the accuracy of this information.

This PDF was last updated on 17 March 2026.